

WORKSMAN PERSONAL ACTIVITY VEHICLE ASSEMBLY INSTRUCTIONS AND PARTS LIST

Worksman Trading Corp - 94-15 100th Street - Ozone Park, NY 11416 - (888) 3-WHEELER or 718-322-2000 . www.worksman.com
Parts list PAV3-STR-16

PAV3-STR, PAV3-3CB-STR



Worksman Stretched PAV3™ - A Tricycle Revolution

Congratulations! You have purchased an American Made Worksman Stretched Personal Activity Vehicle™ Comfort Tricycle. The Stretched PAV3™ is one of the most unique adult tricycles in the world. It combines comfort with durability, a true unique combination. We utilize the components and technology used on our world famous Worksman Industrial Cycles on the Personal Activity Vehicle.

Before assembly and riding, make certain to read this manual and any other literature provided thoroughly. Always follow the rules of safe riding. Always keep your Stretched PAV3™ Tricycle in tip-top shape by replacing worn parts as needed with Genuine Worksman Cycles Parts. (Do not use generic bicycle parts.) With simple maintenance, your Worksman Tricycle will perform reliably day after day, year after year, decade after decade.

Your Personal Activity Vehicle™ Tricycle has been hand-made in the USA by our American craftspeople. Our reputation rides along with you, so your ultimate satisfaction is our goal.

Worksman Stretched PAV3™ Parts List PAV3-STR-16

Frame, Fork and Related Parts

<u>Part #</u>	<u>Description</u>	<u>Part #</u>	<u>Description</u>
72PAV3-STR	Frame for Stretched PAV		
5020HD	Fork-Color Black	5020HD-SP	Fork (other color- please specify)
48	Head Set Cups (pair)	49	Headset Bearings (pair)
50A	Headset Complete (48,49,52,53,54)	51	Bottom Cone (presses on Fork)
52	Top Adjusting Cone (threaded)	53	Key Washer
54	Fork Top Lock nut	55PAV	Tiller Handlebar
55U	Stem for Handlebar	55Y	Foam Handlebar Grips (set)
3928PAV	Basket frame support		

Front Wheel and Related Parts

<u>Part #</u>	<u>Description</u>	<u>Part #</u>	<u>Description</u>
7720A	Front Wheel 20+w/Drum Brake w/o tire	7720	Front Wheel20+w/Drum Brake w/air tire
L500-F	Drum Brake-Hub Only	L509	Front Axle Set for Drum Brake
F852R	Brake Lever w/ Parking Lock	F817	Bearings-Loose 11 balls
F719-SBST	Front Drum Brake Cable and Casing (53+) (Includes Adjusting Barrel and Anchor Bolt)	L725-1	Drum Brake Plate Kit (Internal parts kit -Shoes, Plate, Lever and Cam)
F769	Anchor Bolt Assembly for F719-SBST Cable	F770	Adjusting Barrel for F719-SBST Cable

Rear Axle and Related Parts

<u>Part #</u>	<u>Description</u>	<u>Part #</u>	<u>Description</u>
102	Key Washer	105	Adjusting Cone (threaded)
106	Stationary Cone (presses onto axle)	109	Dust Washer
113	Locknut (Left Hand Thread - Free Wheel Side)	146	Wheel Bearings (pair)
64M	Woodruff Key	59M	Locknut (Drive Side)
132	Axle Parts Set (102,105,109,113,146,64M,59M)	M13966	Rear Axle
69	Fixed Drive Sprocket	62B	Set screw for 69
62C	Key (Fits in axle slot between sprocket & axle.)	M13975	Side Bearing with Plate (each)
M13974	Center Axle Support Bearing	301M	Coaster Brake w/ Dual Sprockets
404M	3 Speed Coaster Brake w/dual Sprockets	SS721	Coaster Brake Internal Parts Kit (301M)
SS12N-3	3 Speed Cable and Trigger for 404M		



Crank and Crank Parts (Pedal Section) and Chains

<u>Part #</u>	<u>Description</u>	<u>Part #</u>	<u>Description</u>
1265	Crank Parts (1266,1268,1269,1271,1272,1273,1274)	1265BMXS	Deluxe Sealed Crank Set (Upgrade)
1266	Crank Bearings (pair)	1267F	Complete Crank Set w/ 32 Tooth Sprocket
1267H	Complete Crank Set w/ 28 Tooth Sprocket	7217	Pedal Set (Pair)
1268	Cups for crank housing (pair)	1269	Stationary washer (inside)
1271	Key Washer- Outside	1271	Key Washer- Outside
1272	Adjusting Cone (threaded)-Outside	1273	Stationary Cone- Inside
1274	Crank Locknut	1275	Crank-forged- 6.5+
1380F*	Sprocket 32Tooth	1380H*	Sprocket 28 Tooth
4910A	Chainguard	4914A	Chain Connecting Link (1/2x3/16+)
4914-200	Long Chain (PAV3-3CB-STR, 200 links, 28T)	4914-202	Long Chain (PAV3-STR, 202 links, 32T)
4914XX	Short Chain (All PAV3s, 37links)	4915	Chain Adjuster (for Coaster Brake)

* Note: The single speed Stretched PAV3 comes standard with a 32T front sprocket. The Stretched PAV3-3CB 3-speed comes standard with a 28T front sprocket. The 1265BMXS is a heavier duty, sealed crank bearing upgrade for the crank parts.

Seats and Seatpost and Fenders, Baskets and Cabinets

<u>Part #</u>	<u>Description</u>	<u>Part #</u>	<u>Description</u>
8220	Front Fender	4902	Side Fender (L or R)
M13994P	Side Fender Brace (L or R)	95	Bracket-attach Front Fender to Fork
4905	Bolt set for attaching 4902 to top of M13996	4907A	Bolt Set to attach 8220 to Fork
4906	Bolt Set for bottom of M13996	MSF24	Complete Side Fender Kit w/ Braces
42	Rear Basket 18x13x6+	3928PAV	Rear Basket Frame
3927PAV	Rear Cabinet 22x15x8+(optional)	7912PAV	High Back Seat
7912AHB	Swivel Down Armrest Set (optional)	791P	Canopy Roof Set Complete
791PAV-BLK	Replacement Vinyl for Canopy - Black	4909SB	Tightening Bolt for Seat
5927BB	Basket Strap- to mount to frame		

NOTE- PERSONAL ACTIVITY VEHICLES COME WITH A FRONT FENDER AS STANDARD EQUIPMENT. THE SIDE FENDER SET MAY BE ADDED AS AN OPTION BY ORDERING PART # MSF24 SHOWN BELOW LEFT. CARRY ADDITIONAL SUPPLIES WITH THE OPTIONAL HEAVY HAULER TRAILER.



Optional Heavy Hauler Trailer with Optional Basket



Optional Rear Fender Kit

Wheels, Tires and Fenders

<u>Part #</u>	<u>Description</u>	<u>Part #</u>	<u>Description</u>
7720A	Front Wheel 20+w/Drum Brake w/o Tire	7720	Front Wheel 20-w/Drum Brake w/Air Tire
78A	Free Side 24+Wheel (left) w/o Tire	78	Free Side 24+Wheel (left) w/ Air Tire
M14038A	Drive Side 24+Wheel (right) w/o Tire	M14038	Drive Side 24+Wheel (right) w/ Air Tire
4922E	Tire- 24x2.125 WTC Sup-r-Tire (standard)	4922	Tire- 20x2.125 WTC Sup-r-Tire
4922EKV	Tire- 24x2.125 WTC <u>KEVLAR</u> Sup-r-Tire	4922KV	Tire- 20x2.125 WTC <u>KEVLAR</u> Sup-r-Tire
4922ESW	Tire- 24x2.125 Sup-r-Tire-White Wall	4299WSW	Tire- 20x2.125 Sup-r-Tire-White Wall
4923E	Tube- 24x2.125 (standard)	4923	Tube- 20x2.125 (standard)
6023B	Tube- Thorn Resistant 24x2.125	6023	Tube- Thorn Resistant 20x2.125
1017B	Rim Strip 24+	1017A	Rim Strip 20+
1016C	Rim- 24+(no spokes-outer rim only)	1015	Rim- 20+(no spokes-outer rim only)
1014C	Spoke for Side Wheel (11G - 9 9/16+)	1014E	Spoke for Front Wheel (11G - 7 3/16+)
101	Hub for Free Side Wheel	3980M	Hub for Drive Side Wheel

NOTE- WORKSMAN PAV3 PERSONAL ACTIVITY VEHICLES COME STANDARD WITH WTC SUP-R-TIRES, WHICH ARE OUTSTANDING AND DURABLE. KEVLAR TIRES ARE BELTED AIR TIRES AND THORN RESISTANT TUBES ARE MEANT TO REDUCE THE OCCURRENCE OF FLAT TIRES. SPOKES SOLD IN BAGS OF 100 AND INCLUDE NIPPLES

Part # and specifications subject to change without notice as we are constantly seeking ways to improve our products.



Safety and Comfort Accessories

Part #	Description	Part #	Description
3979	Ding Dong Chime Bell	303	Squeeze Bulb Horn
3973	Mega-Horn- Battery Operated- LOUD	201	Cable and Lock (set)
5848	Bar End Mirror	5030T	Reflector Set with Mounting Hardware
3961	Cup Holder . Frame Mounted	3978	Safety Flag on Pole
3975	Generator Light Set	P19	Bicycle Helmet
101710	Flashing Strobe Slight (Clear Lens)	101714	Flashing Strobe Light (Red Lens)
1006	Air Pump for Tire Inflation (Manual)	1000	Spoke Tightening Tool
2000	Chain Rivet Remover Tool	1265TW	Crank Cone Wrench
1001	Pedal Wrench	TRAILER	Heavy Hauler Trailer (Needs THA-PAVSBST Hitch)
791PAV	Canopy Roof Set	7217-41038	Weighted Platform Pedals with Straps
7217-41197	Pedals with Velcro Straps	SEATBELT	Seat Belt . Lap Type
ENG-BKIT-20WTCElectric Drive System*		PSCUP	Cup Holder Deluxe - Armrest Mounted

* Electric Drive Systems are subject to state and local approvals. The Purchaser assumes responsibility for meeting ordinances. Subject to availability.



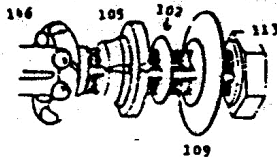
Worksman Stretch Mover



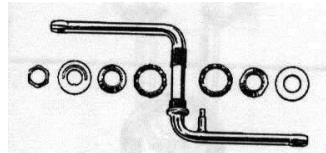
Worksman Team Dual Tricycle



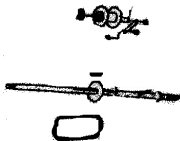
Eagle Lite Trike




Left Side Wheel Parts



1265 Crank Parts Set with 1275 Crank



M13966 Axle w/301M Coaster Brake, 69 Sprocket and 4914XX Chain



M13975 Axle Bearing w/Plate

ASSEMBLY INSTRUCTIONS FOR THE WORKSMAN STRETCHED PERSONAL ACTIVITY VEHICLE™ TRICYCLE:

Your Worksman Stretched PAV3ⁱ Tricycle has been hand made by American craftspeople at our Ozone Park, New York City factory. We take great pride in each and every Worksman Cycle that we manufacture and appreciate your support. Please read this manual carefully prior to performing the simple finishing adjustments and prior to riding. Keep these instructions, as our parts list is contained within this document which you will need for future reference. Carefully remove the tricycle from the carton. You will notice the tricycle is pre-assembled at the factory. Some finishing assembly / adjustments required.

ADJUSTING THE HIGH BACK CAPTAIN'S SEAT:


Your Stretched PAV3 Tricycle comes with a thickly padded captain's seat. Simply position the seat on the sliding seat track, insert the large round washer onto the $\frac{1}{2}$ " Tightening Bolt, and thread the $\frac{1}{2}$ " bolt into the bottom of the seat. Slide the seat to a comfortable position where leg is ever so slightly bent at the knee when reaching for the pedal in its furthest position. Tighten the bolt so seat is secure and no longer slides across the track. Remember to always check tightness of seat before riding. If you ordered the swivel down armrests, once seated, rotate armrests to down position.

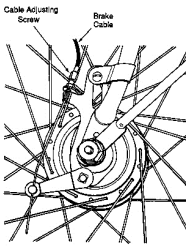
ADJUST HANDLEBAR:

Your Stretched PAV3 comes with a unique steering tiller. This tiller can be positioned for your own riding preference. The stem is not tightened at the factory so you can set it where you desire by simple lifting the tiller to a comfortable position and tightening the stem using a # 5 Allen key. Make certain the stem is tight and the tiller remains in place even while exerting downward pressure.

MAINTENANCE TIPS AND NOTES:

- Always inspect your Worksman Cycle to insure that that all nuts, bolts, screws and hardware are tight and that no parts are worn or damaged. Do not attempt to straighten bent forks or frames.
- Lubricate chain every six months or as needed with light oil. Replace sprockets when teeth become worn, bent or broken. Keep chain adjusted so there is no more than 3/8" slack. Note: we make the chains tight at the factory, as we do know they will stretch during the break-in period.
- Lubricate crank parts as needed and replace pedals when the surface is worn or if pedal axle becomes tight or frozen.





Drum Brake: Your Worksmen Stretched PAV3 Tricycle is equipped with an automotive type front drum brake. This brake is ideal for slowing your vehicle smoothly and reliably. It is engaged by squeezing the hand lever on the handlebar. To use Park+ feature, when cycle is completely stopped, squeeze hand lever and push in parking plunger button on lever. To disengage, simply squeeze lever until parking plunger button releases.

Drum Brakes are pre-adjusted at the factory. Readjust the cable tension as necessary using the adjusting barrel so that wheel spins freely and stops when brake is applied. Always replace worn brake cables (F719-SBST) and damaged hand levers. Internal parts are available for your Drum Brake (L725-1 parts kits and L709 axle set).

Coaster Brake: Foot activated coaster brakes are easy to use and reliable. To activate this internal brake, reverse the pedaling motion until the brake engages. To avoid skidding and maintain control, apply care when braking. This is especially true on wet surfaces. Apply brakes gently, gradually increasing pedal back pressure. Replace coaster brakes when they become worn.

Check chain tension regularly. Models that are ordered with 3 Speed coaster brakes, the operation is the same. Simply select the gear you wish to ride in. First gear is for easier starts and low speed riding. As you changed to gear 2 and 3 you will note that pedaling effort increases as does distance traveled with each turn of the crank.

Tires: Always check for worn or damaged tires. The Worksmen Sup-r-Tires are heavy duty. We recommend 40PSI as proper level of inflation. Replace tires that are worn or cut immediately. Replace tubes that show leaks.

RULES FOR SAFE RIDING AND RESPONSIBLE OPERATION: *Carefully read this manual before operating the cycle.*

- It is the responsibility of the assembler to properly install all parts included and to inspect the cycle prior to riding to insure proper operation.
- Operator is responsible for required maintenance to keep the cycle in good operation condition
- Observe all traffic regulations in the operating environment (stop signs, etc.) Keep to the right and in a straight line. Ride in single file.
- Do not ride outdoors, at night. Have appropriate signaling device as needed. (We recommend the 3973 Mega Horn)
- Give Pedestrians the Right of Way. Always look around you to understand the riding environment and hazards.
- Do not carry passengers. Check brakes prior to riding
- Slow down when approaching turns or intersections. Tricycles are meant for slow pace rides, not for racing.
- Use proper hand signals when turning or stopping. Recommended Safety Options: Approved helmet, audible warning device.
- Never ride the cycle if there are known repairs required. Do not exceed the recommended weight capacity of the cycle
- Do not stack cargo too high in basket and always secure cargo with appropriate tie down straps.
- Wipe surface of cycle clean and dry when exposed to corrosive substances or environment.
- Operate Cycle at slow speeds, particularly in high traffic areas
- Operators of cycles should be in good physical condition. Ride at your own risk.
- Wear proper riding attire. Check shoelaces prior to riding so they do not become engaged in the chain and sprocket.
- Ride only on smooth, paved surfaces. Do not use off road. Do not ride on steep grades designed for relatively flat roads.
- Do not operate a tricycle on steep grades. They are designed for relatively level, paved surfaces only.
- Always replace worn parts with genuine Worksmen Cycle Repair Parts. Keep a maintenance log for your records.
- Always keep both hands on the handlebars. Tricycles have a tendency to pull slightly to one side.
- If motorized, buyer responsible for meeting local laws relating to motorized vehicles and viability of operation.

LIMITED WARRANTY:

THIS CYCLE IS WARRANTED AGAINST FAULTY PARTS UNDER THE FOLLOWING CONDITIONS: THIS WARRANTY DOES NOT COVER ANY FAILURE DUE TO ACCIDENT, ABUSE, MISUSE, NEGLIGENCE OR AS THE RESULT OF NORMAL WEAR AND TEAR, OR IMPROPER ASSEMBLY. THE ENTIRE FRAME INCLUDING ALL WELDED JOINTS IS WARRANTED TO BE FREE FROM DEFECTS AND MATERIAL FOR ONE YEAR WHILE IN POSSESSION OF THE ORIGINAL PURCHASER. ALL OTHER PARTS ON THIS CYCLE EXCEPT TIRES AND TUBES IS WARRANTED FOR NINETY DAYS FROM THE DATE OF PURCHASE. REPAIR AND REPLACEMENT OF THESE PARTS IS TO BE ACCORDING TO THE WORKSMAN CYCLES PARTS AND SERVICE PROCEDURES AND MUST BE HANDLED DIRECTLY THROUGH THE SOURCE WHERE THE CYCLE WAS PURCHASED. IF UPON EXAMINATION OF THE PARTS IN QUESTION, THE WORKSMAN CYCLE DEALER DETERMINES THAT IT IS DEFECTIVE, EITHER REPAIR OR REPLACEMENT WILL BE MADE AT NO COST EXCEPT THE COST OF TRANSPORTATION AND LABOR CHARGES (IF ANY). UNAUTHORIZED REPAIRS OR REPLACEMENT AUTOMATICALLY VOIDS WARRANTY. PROPER MAINTENANCE IS REQUIRED FOR WARRANTY TO BE VALID. IN THE EVENT THAT IT WAS DETERMINED THAT THE WARRANTY CLAIM IS THE RESULT OF MISUSE, ABUSE, IMPROPER MAINTENANCE OR SIMPLY NOT DEFECTIVE OR BEYOND THE WARRANTY PERIOD, WORKSMAN CYCLES OR THE DEALER WILL ADVISE YOU AS TO THE COST OF REPAIR, REPLACEMENT OR LABOR PRIOR TO PERFORMING ANY WORK OR REPLACING ANY PARTS. IF YOU CHOSE NOT TO HAVE THE DEALER OR WORKSMAN CYCLES PERFORM THE WORK, THE PARTS WILL BE RETURNED TO YOU AT YOUR EXPENSE OR DISCARDED IF NO REPLY IS RECEIVED WITHIN 2 WEEKS OF NOTIFICATION. THE SOLE RESPONSIBILITY OF THE MANUFACTURER TO THE TERMS OF THIS WARRANTY, IF ANY, SHALL BE THE REPAIR AND OR REPLACEMENT OF THE PARTS AS INDICATED ABOVE. THE LIABILITY OF THE MANUFACTURER SHALL IN NO EVENT EXCEED THE ORIGINAL PURCHASE PRICE OF THE PRODUCT AND THE MANUFACTURER SHALL NOT BE RESPONSIBLE FOR ANY CONSEQUENTIAL DAMAGES OF ANY NATURE, INCLUDING, BUT NOT BY WAY OF LIMITATION, DAMAGES FOR PERSONAL INJURY OR PROPERTY. THIS STATEMENT CONSTITUTES THE EXCLUSIVE EXPRESSION OF WARRANTIES BY THE MANUFACTURER AND IS IN LIEU OF ANY OR ALL OTHER WARRANTIES SUCH AS EXPRESSED WARRANTIES, IMPLIED WARRANTIES, INCLUDING BUT NOT LIMITED TO WARRANTIES OF MERCHANTABILITY, AND FITNESS OR PURPOSE. ARE LIMITED IN DURATION FOR ONE YEAR FROM THE DATE OF PURCHASE OF THE FRAME ONLY AND 90 DAYS FOR ALL OTHER PARTS, EXCEPT TIRES AND TUBES WHICH ARE NOT WARRANTED. WORKSMAN TRADING CORPORATION IS THE MANUFACTURER. MISUSE OF THE CYCLES INCLUDING OFF ROAD RIDING, INSTALLATION OF MOTORS OR POWER ASSISTS, ALTERATIONS, REPAIRS USING PARTS OTHER THAN GENUINE WORKSMAN CYCLE PARTS VOIDS WARRANTY. WORKSMAN TRADING CORPORATION IS NOT RESPONSIBLE FOR MAINTAINING RECORDS OF SERIAL NUMBERS. VOID WHERE PROHIBITED BY STATE LAW.

- *This manual is intended as an assembly and maintenance guideline for a professional and qualified bicycle mechanic. Failure to have this cycle professionally assembled could result in injury or death.*